



See More Online

# KFB: Key Facts For Buyers

A Guide to This Property & the Local Area

Tuesday 01<sup>st</sup> October 2024



**HEATH ROAD, KENNINGHALL, NORWICH, NR16**

## Whittley Parish | Attleborough

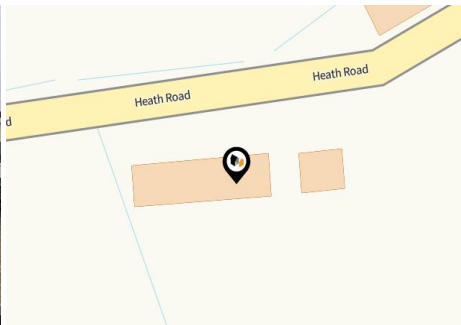
Suva House, Queens Square Attleborough NR17 2AF

01953 711839

nick@whittleyparish.com

www.whittleyparish.com





## Property

<b>Type:</b>	Detached
<b>Bedrooms:</b>	3
<b>Floor Area:</b>	979 ft <sup>2</sup> / 91 m <sup>2</sup>
<b>Year Built :</b>	1967-1975
<b>Council Tax :</b>	Band C
<b>Annual Estimate:</b>	£1,973

## Local Area

<b>Local Authority:</b>	Norfolk
<b>Conservation Area:</b>	No
<b>Flood Risk:</b>	
• Rivers & Seas	No Risk
• Surface Water	Low

### Estimated Broadband Speeds (Standard - Superfast - Ultrafast)

<b>1</b> mb/s	<b>80</b> mb/s	<b>900</b> mb/s

### Mobile Coverage: (based on calls indoors)



### Satellite/Fibre TV Availability:











## HEATH ROAD, KENNINGHALL, NORWICH, NR16





Heath Road, Kenninghall, NR16

Energy rating

**E**

Valid until 07.02.2033

Score	Energy rating	Current	Potential
92+	<b>A</b>		
81-91	<b>B</b>		
69-80	<b>C</b>		74   C
55-68	<b>D</b>		
39-54	<b>E</b>	51   E	
21-38	<b>F</b>		
1-20	<b>G</b>		

# Property

## EPC - Additional Data

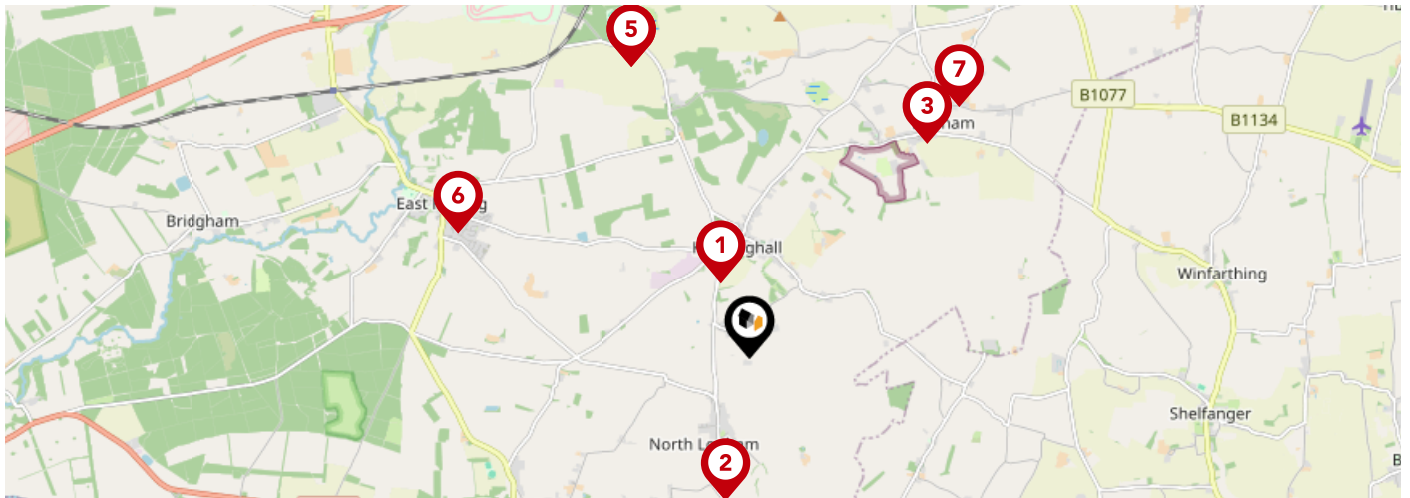


### Additional EPC Data

<b>Property Type:</b>	Bungalow
<b>Build Form:</b>	Detached
<b>Transaction Type:</b>	Marketed sale
<b>Energy Tariff:</b>	Single
<b>Main Fuel:</b>	Oil (not community)
<b>Main Gas:</b>	No
<b>Flat Top Storey:</b>	No
<b>Top Storey:</b>	0
<b>Glazing Type:</b>	Double glazing installed during or after 2002
<b>Previous Extension:</b>	1
<b>Open Fireplace:</b>	0
<b>Ventilation:</b>	Natural
<b>Walls:</b>	System built, as built, no insulation (assumed)
<b>Walls Energy:</b>	Very Poor
<b>Roof:</b>	Pitched, 350 mm loft insulation
<b>Roof Energy:</b>	Very Good
<b>Main Heating:</b>	Boiler and radiators, oil
<b>Main Heating Controls:</b>	Programmer, room thermostat and TRVs
<b>Hot Water System:</b>	From main system
<b>Hot Water Energy Efficiency:</b>	Average
<b>Lighting:</b>	Low energy lighting in all fixed outlets
<b>Floors:</b>	Solid, no insulation (assumed)
<b>Total Floor Area:</b>	91 m <sup>2</sup>

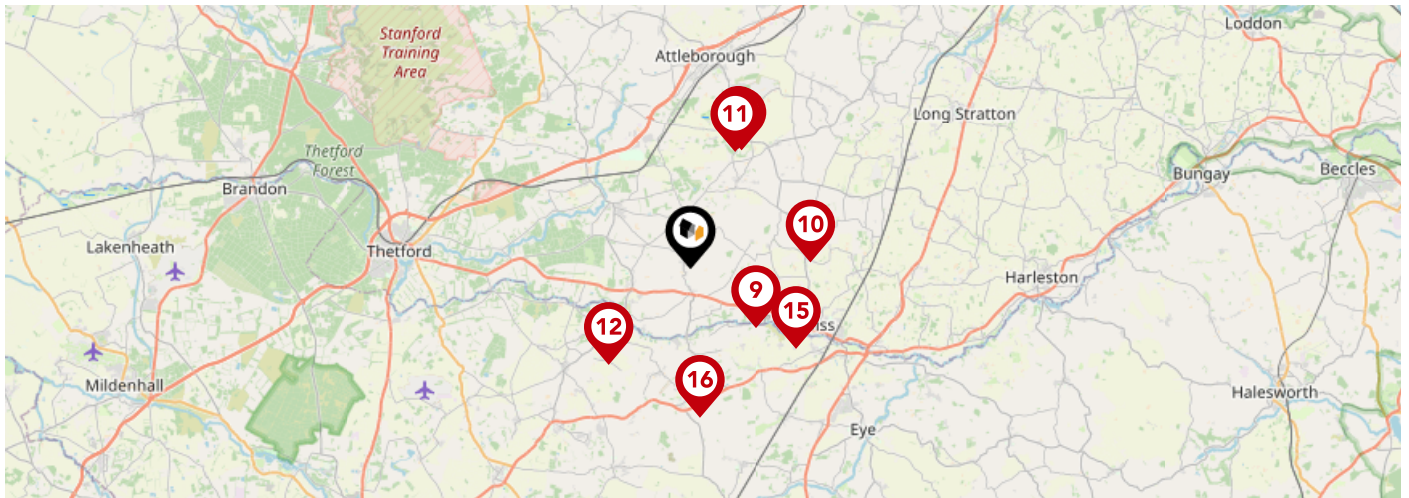










# Area Schools



	Nursery	Primary	Secondary	College	Private
<b>1</b> <b>Kenninghall Primary School</b> Ofsted Rating: Good   Pupils: 106   Distance:0.74	<input type="checkbox"/>	<input checked="" type="checkbox"/>	<input type="checkbox"/>	<input type="checkbox"/>	<input type="checkbox"/>
<b>2</b> <b>St Andrew's CofE VA Primary School, Lopham</b> Ofsted Rating: Requires improvement   Pupils: 25   Distance:1.31	<input type="checkbox"/>	<input checked="" type="checkbox"/>	<input type="checkbox"/>	<input type="checkbox"/>	<input type="checkbox"/>
<b>3</b> <b>Banham Primary School</b> Ofsted Rating: Outstanding   Pupils: 103   Distance:2.52	<input type="checkbox"/>	<input checked="" type="checkbox"/>	<input type="checkbox"/>	<input type="checkbox"/>	<input type="checkbox"/>
<b>4</b> <b>Aurora White House School</b> Ofsted Rating: Good   Pupils: 61   Distance:2.86	<input type="checkbox"/>	<input type="checkbox"/>	<input checked="" type="checkbox"/>	<input type="checkbox"/>	<input type="checkbox"/>
<b>5</b> <b>Aurora Eccles School</b> Ofsted Rating: Not Rated   Pupils: 202   Distance:2.86	<input type="checkbox"/>	<input type="checkbox"/>	<input checked="" type="checkbox"/>	<input type="checkbox"/>	<input type="checkbox"/>
<b>6</b> <b>East Harling Primary School and Nursery</b> Ofsted Rating: Good   Pupils: 212   Distance:2.88	<input type="checkbox"/>	<input checked="" type="checkbox"/>	<input type="checkbox"/>	<input type="checkbox"/>	<input type="checkbox"/>
<b>7</b> <b>Acorn Park School</b> Ofsted Rating: Good   Pupils: 128   Distance:2.96	<input type="checkbox"/>	<input type="checkbox"/>	<input checked="" type="checkbox"/>	<input type="checkbox"/>	<input type="checkbox"/>
<b>8</b> <b>Garboldisham Church of England Primary Academy</b> Ofsted Rating: Good   Pupils: 73   Distance:2.97	<input type="checkbox"/>	<input checked="" type="checkbox"/>	<input type="checkbox"/>	<input type="checkbox"/>	<input type="checkbox"/>

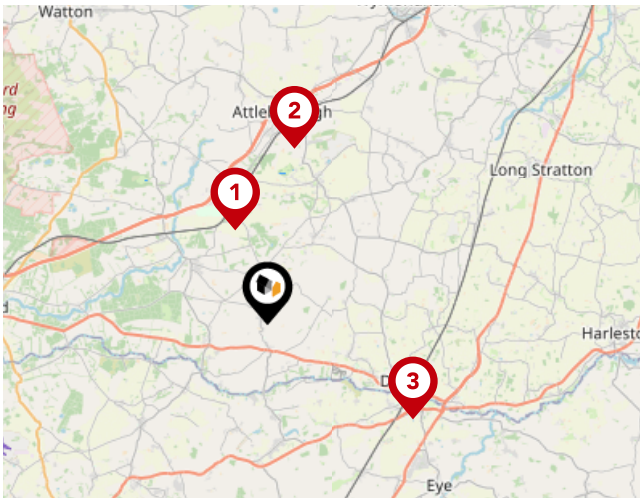
# Area Schools



	Nursery	Primary	Secondary	College	Private
 <b>Bressingham Primary School</b> Ofsted Rating: Good   Pupils: 142   Distance:3.18	<input type="checkbox"/>	<input checked="" type="checkbox"/>	<input type="checkbox"/>	<input type="checkbox"/>	<input type="checkbox"/>
 <b>All Saints Church of England Voluntary Aided Primary School, Winfarthing</b> Ofsted Rating: Good   Pupils: 27   Distance:4.35	<input type="checkbox"/>	<input checked="" type="checkbox"/>	<input type="checkbox"/>	<input type="checkbox"/>	<input type="checkbox"/>
 <b>Chapel Green School</b> Ofsted Rating: Good   Pupils: 174   Distance:4.52	<input type="checkbox"/>	<input type="checkbox"/>	<input checked="" type="checkbox"/>	<input type="checkbox"/>	<input type="checkbox"/>
 <b>Hopton Church of England Voluntary Controlled Primary School</b> Ofsted Rating: Good   Pupils: 77   Distance:4.58	<input type="checkbox"/>	<input checked="" type="checkbox"/>	<input type="checkbox"/>	<input type="checkbox"/>	<input type="checkbox"/>
 <b>Old Buckenham High School</b> Ofsted Rating: Good   Pupils: 492   Distance:4.65	<input type="checkbox"/>	<input type="checkbox"/>	<input checked="" type="checkbox"/>	<input type="checkbox"/>	<input type="checkbox"/>
 <b>Old Buckenham Primary School and Nursery</b> Ofsted Rating: Good   Pupils: 194   Distance:4.66	<input type="checkbox"/>	<input checked="" type="checkbox"/>	<input type="checkbox"/>	<input type="checkbox"/>	<input type="checkbox"/>
 <b>Roydon Primary School</b> Ofsted Rating: Good   Pupils: 261   Distance:4.82	<input type="checkbox"/>	<input checked="" type="checkbox"/>	<input type="checkbox"/>	<input type="checkbox"/>	<input type="checkbox"/>
 <b>St Botolph's Church of England Voluntary Controlled Primary School</b> Ofsted Rating: Good   Pupils: 177   Distance:5.44	<input type="checkbox"/>	<input checked="" type="checkbox"/>	<input type="checkbox"/>	<input type="checkbox"/>	<input type="checkbox"/>

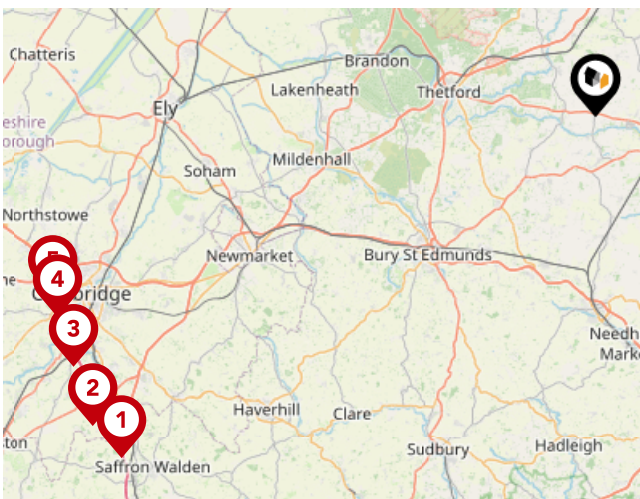
# Area

## Transport (National)



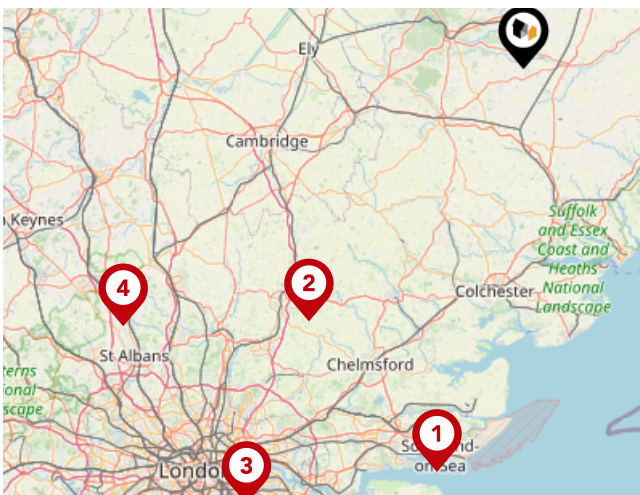
### National Rail Stations

Pin	Name	Distance
1	Eccles Road Rail Station	3.58 miles
2	Attleborough Rail Station	6.42 miles
3	Diss Rail Station	6.27 miles



### Trunk Roads/Motorways

Pin	Name	Distance
1	M11 J9	42.43 miles
2	M11 J10	42.79 miles
3	M11 J11	42.01 miles
4	M11 J13	41.58 miles
5	M11 J14	41.49 miles

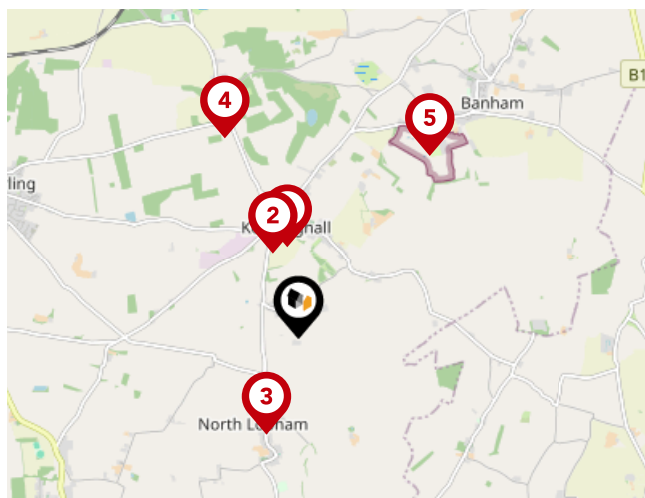



### Airports/Helipads

Pin	Name	Distance
1	Southend-on-Sea	60.39 miles
2	Stansted Airport	48.36 miles
3	Silvertown	75.37 miles
4	Luton Airport	69.39 miles

# Area

## Transport (Local)



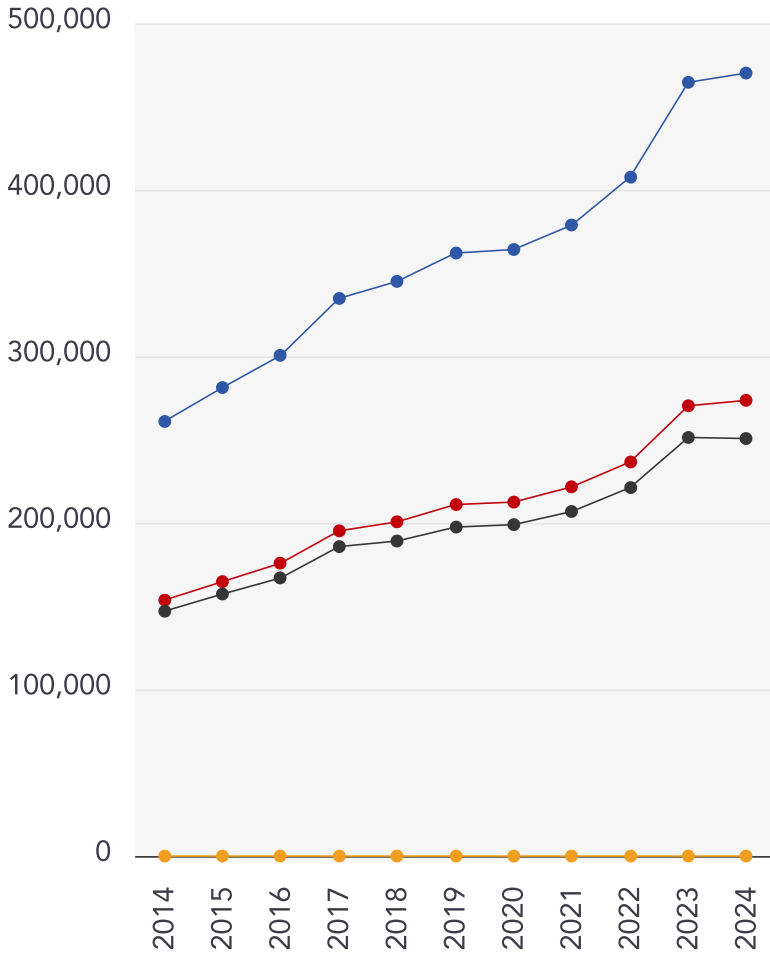
### Bus Stops/Stations

Pin	Name	Distance
1	Post Office	0.84 miles
2	School Close	0.8 miles
3	The Green	0.92 miles
4	Home Farm	1.93 miles
5	Zoo	2.03 miles

# Market House Price Statistics



10 Year History of Average House Prices by Property Type in NR16



Detached

**+80.17%**

Semi-Detached

**+78.07%**

Terraced

**+70.53%**

Flat

**+49.65%**



### Whittley Parish | Attleborough

---

At Whittley Parish, we strive to offer the best experience for all of our valued clients. We employ an experienced team and support our people with the best processes, cutting edge technology, marketing and training. We continue to improve and learn from feedback to strive to be the best at what we do and achieve.

Our proactive approach combined with advertising across four major property portals (Rightmove, Zoopla, onthemarket.com and Primelocation) as well as on social media platforms; coupled with our large database of registered applicants allows us to promote our properties to the widest target market.

With family roots still at the heart of all operations, Alex Parish ensures the original ethos and vision continues to run throughout the company's core, never comprising the personal service its reputation has been built upon.



### Testimonial 1



It was a pleasure doing business with the Attleborough branch. Kept to every promise made and acted really fast. Made a stressful time far less stressful.

### Testimonial 2



We asked Whittley Parish Diss to carry out a house valuation for us. Alex Parish came to do the job - he was kind, considerate and professional. The process was thorough but yet quick and easy for us. We couldn't ask for more - many thanks.

### Testimonial 3



The whole team at Whittley Parish were first class from first introduction to final sale. With lots of estate agents in the Long Stratton area, this is the only one you need to know. Excellent would highly recommend.



[/whittleyparishmanagementltd](#)



[/whittleyparish](#)



[/whittleyparish/?hl=en](#)

# Whittleby Parish | Attleborough

## Data Quality

We are committed to comprehensive property data being made available upfront to make the home buying and selling process quicker, easier and cheaper. This is why we have partnered with Sprift, the UK's leading supplier of property-specific data.



### Contains public sector information licensed under the Open Government License v3.0

The information contained within this report is for general information purposes only and to act as a guide to the best way to market your property for the asking price.

Sprift Technologies Ltd aggregate this data from a wide variety of sources and while we endeavour to keep the information up to date and correct, we make no representations or warranties of any kind, express or implied, about the completeness, accuracy, reliability, of the information or related graphics contained within this report for any purpose.

Any reliance you place on such information is therefore strictly at your own risk. In no event will we be liable for any loss or damage including without limitation, indirect or consequential loss or damage, or any loss or damage whatsoever arising from loss of data or profits arising out of, or in connection with, the use of this report.



### Whittleby Parish | Attleborough

Suva House, Queens Square Attleborough  
NR17 2AF  
01953 711839  
nick@whittlebyparish.com  
www.whittlebyparish.com

