

DAVID CHARLES

ESTATE AGENTS • VALUERS • SURVEYORS
THE ESTATE OFFICE • 34 HIGH STREET • PINNER • MIDDLESEX HA5 5PN
TELEPHONE 020 8866 0222 • FAX 020 8868 3544
WEBSITE www.david-charles.co.uk • E-MAIL enquiries@david-charles.co.uk

BURLINGTON CLOSE, PINNER, MIDDLESEX HA5 2TP



PRICE....£949,950....FREEHOLD

This beautifully presented five/six double bedroom extended house (1854 sq.ft/171.5 sq.m) is situated in this quiet cul de sac location off Chamberlain Way within the catchment areas of Pinner Wood School, Harlyn Primary School and Northwood School and benefits from being modernised to the highest standard throughout over the last few years.

Accommodation comprises of five bedrooms, five bathrooms (four en-suites), an impressive 22'7ft sitting room with underfloor heating, 22'7ft luxury kitchen with underfloor heating, an additional reception or downstairs bedroom and downstairs WC. Outside there is a 17ft garage with own drive and further off street parking to the side for four to five cars.

No Upper Chain.

020 8866 0222











COUNCIL TAX

London Borough of Hillingdon - Band G - £2,672.29

LOCAL TRANSPORT

Northwood Hills Station - 0.6 mile

Pinner Station - 1.2 miles

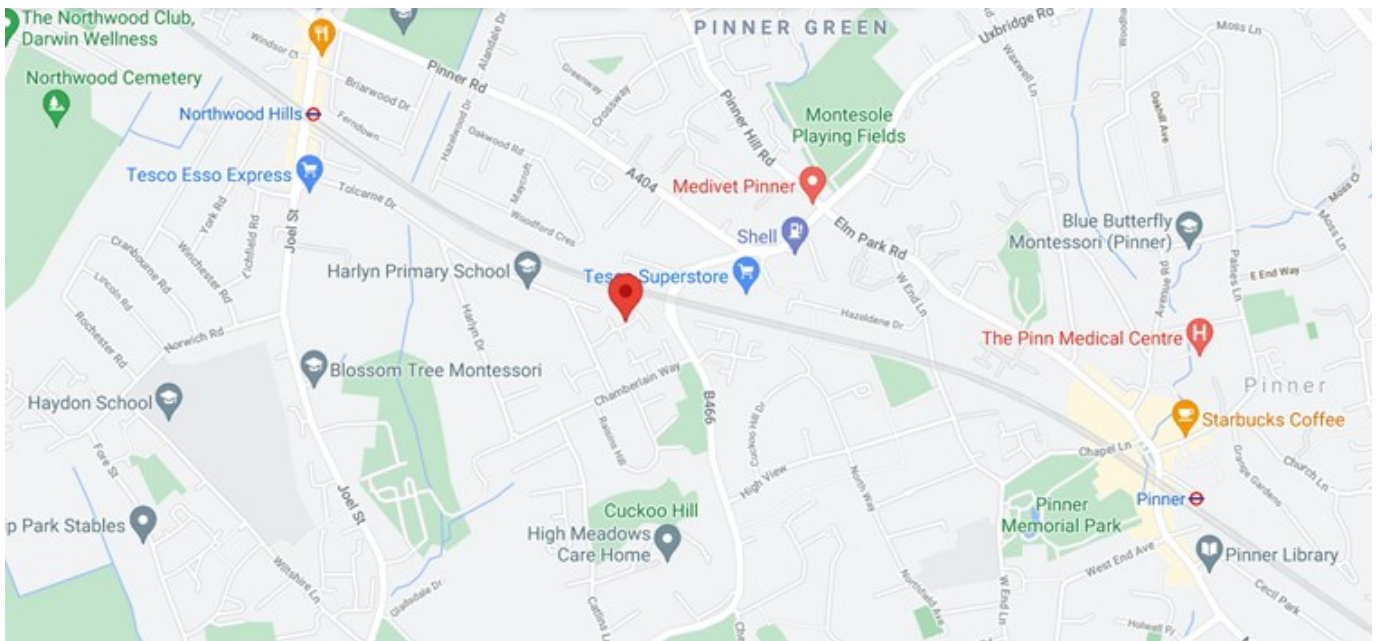
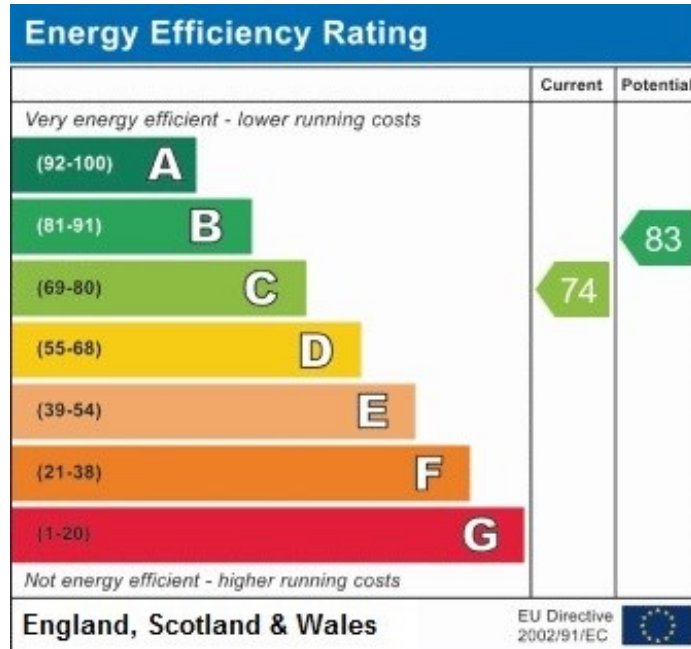
LOCAL SCHOOLS

Pinner Wood School - 0.5 miles

Harlyn Primary School - 0.1 miles

Northwood School - 0.5 miles

Haydon School - 0.6 miles



Burlington Close

Approximate Gross Internal Area

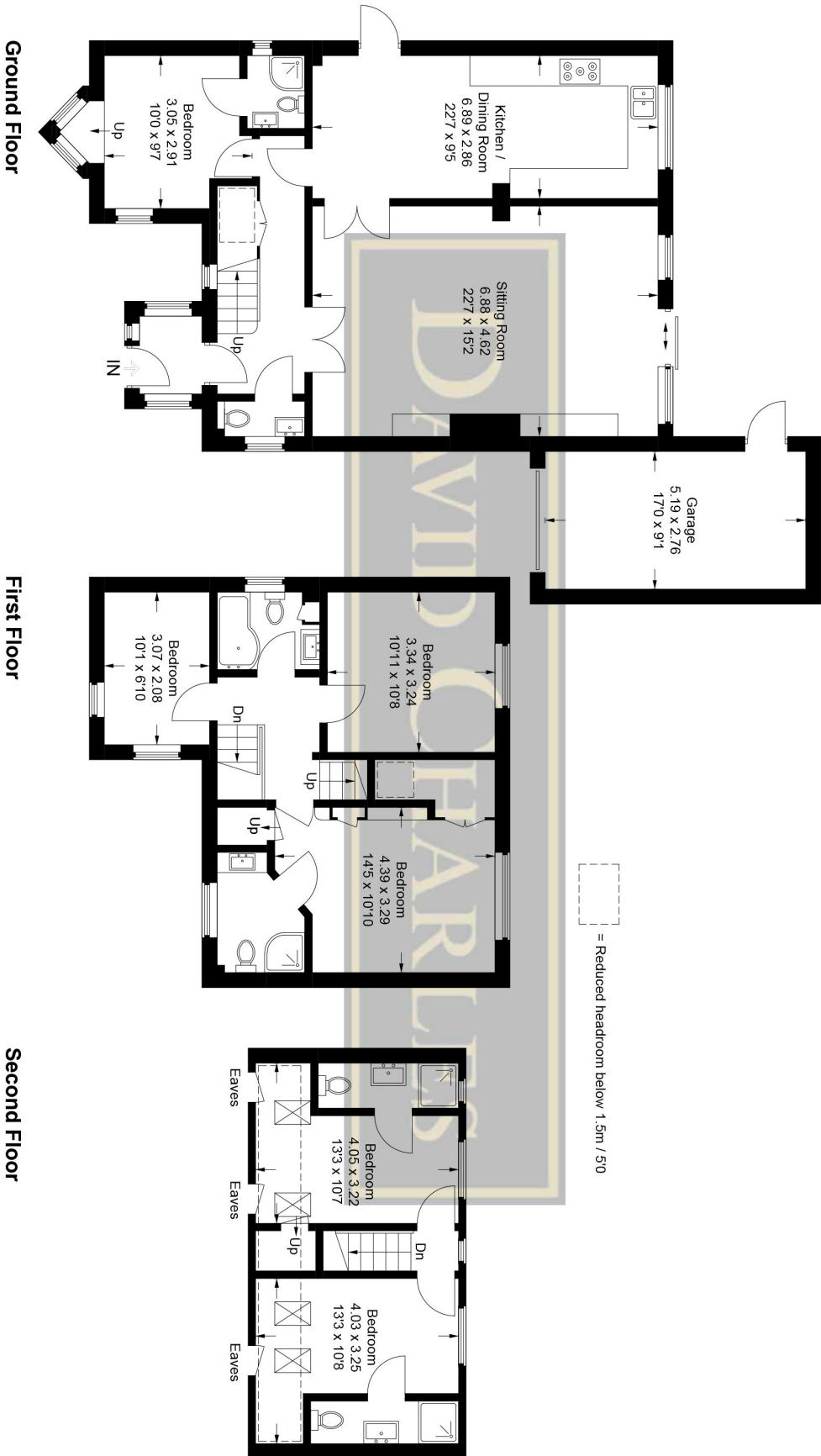
Ground Floor = 77.3 sq m / 832 sq ft

First Floor = 49 sq m / 527 sq ft

Second Floor = 30.8 sq m / 331 sq ft

Garage = 14.4 sq m / 155 sq ft

Total = 171.5 sq m / 1,845 sq ft



Ground Floor

First Floor

Second Floor

This plan is for layout guidance only. Not drawn to scale unless stated. Windows and door openings are approximate. Whilst every care is taken in the preparation of this plan, please check all dimensions, shapes and compass bearings before making any decisions reliant upon them.

© CJ Property Marketing Ltd Produced for David Charles

For appointments to view please call David Charles 020 8866 0222

All measurements are taken manually and whilst every care is taken with their accuracy they must be considered approximate and should not be relied upon when purchasing carpets or furniture. No responsibility is taken for any error, omission or misunderstanding in these particulars which do not constitute an